

Spirited Quilters Guild

Sharing the Spirit of Quilting since 2006.

VOLUME 25, ISSUE 9

SEPTEMBER 2025

INSIDE THIS ISSUE:

Calendar, Workshops, Vol. Update 2-3

Stripology 4-5

Posh Frosty, Raffle Table, PHD, BH Mystery Quilt 6-7

Community Service 8-9

Birthdays, Dinner, Snack, Holiday Exhibition 10-11

Show & Share 12-13

Marketplace 14-15

Advertisement and Contact Us 16-17

Minutes 18-19

Budget 20



President's Corner

Hello, Spirited Quilters,

As September rolls in with its golden light and cooler breezes, I'm filled with gratitude for the energy and creativity that continues to flow through our guild. This past month was a shining example of what happens when passion meets community—and I'm talking, of course, about our **2nd Annual Marketplace!**

What a spectacular success! The turnout was incredible, and the atmosphere was buzzing with excitement. It was more than just a profitable afternoon—it was a celebration of connection. Members, friends, and fellow quilters from across the community came together to shop, share, and support one another. The joy was palpable, and the spirit of quilting was alive in every corner.

A heartfelt **thank you** goes to **Sharon Wilson**, our phenomenal Marketplace Chairperson, whose leadership and vision made it all possible. I also want to recognize the amazing committee team: **Lynette Walters, Sue Noetzel, Laura Koller, Della Smith, and MJ Bettis**. Your dedication, creativity, and teamwork brought this event to life, and we are so grateful.

And now, the moment many of us have been waiting for — the **Stripology Ruler Program** is finally here! Join us at our **Tuesday** meeting for a hands-on presentation that will demystify this powerful tool and open up new possibilities for precision and speed in your quilting. Then, mark your calendars for the **Saturday workshop**, held at the **Lake Washington Subdivision Club House**, 1805 Presidents Lane, Lawrenceville. We'll kick things off at **10:00 AM**, so bring your ruler, your enthusiasm, and your favorite fabrics. **The workshop is FULL.**

As we turn the page into fall, let's carry that momentum forward. Whether you're stitching pumpkins, prepping for holiday projects, or simply enjoying the rhythm of your needle and thread, know that you're a part of something vibrant and welcoming.

Here's to more shared laughter, beautiful quilts, and the joy of creating together.

Warmly,

Lacki

President, Spirited Quilters Quilt Guild

2025 Guild Calendar

MEETING	GUEST/TEACHER	TOPIC
September 30	Shelly Mutch, Certified Stripologist	Becoming A Stripologist
October 4 Workshop	Shelly Mutch Certified Stripologist	Master Your Stripologist Ruler & make a Table Topper
October 28	Sue Noetzel	Using Curve Rulers & Trunk Show
November 1	Sue Noetzel	Posh Frosty Workshop
November 25	Sallie Topfl	Art of Kawandi

September's Featured Speaker



Shelley Mutch, Certified Stripologist

Creating with fabric has been a part of my whole life. From sewing with my mom, to High School sewing classes, to a degree in Clothing and Textiles, I've always enjoyed sewing. I've been quilting for over 40 years and Stripologizing for almost 10 years. With the accuracy and efficiency of the Stripology Rulers, I reach for them first, no matter what quilting project I am working on. I look forward to sharing with you all things Stripology and the GEasy way - it will change the way you quilt.

We're in for a treat at our November guild meeting! Sallie Topfl will be sharing the beautiful art of Kawandi, a traditional Indian quilting technique. Created by the Siddi people of African descent in India, Kawandi quilts are stitched by hand using simple running stitches and built from the outside in. Get ready to be inspired by this unique and colorful way of turning fabric scraps into stunning works of art!

October 4th Workshop: Master Your Stripology Rulers with Shelly Mutch. See the supply list on the following pages. Cost \$25.00 members & \$40.00 Non Members. THE WORKSHOP IS FULL.

Stripology Workshop Location Change: Lake Washington Subdivision Clubhouse, Lawrenceville.

Nov. 1st Workshop: Make a Posh Frosty, Winter Wall Hanging while learning to use a Curve Ruler . Member Instructor: Sue Noetzel.



Volunteers Needed! Program Chair Update

We'd like to extend our heartfelt thanks to **Sharon Wilson** for her dedication and leadership as our Program Chair for 3 years. Her creativity and commitment have brought so much value to our guild, and we're grateful for all she's contributed.

With Sharon stepping down, we're now looking to form a **committee of two members** to help plan and coordinate our upcoming **programs and workshops**. This is a wonderful opportunity to shape the future of our guild's activities, bring fresh ideas to the table, and work closely with fellow quilters.

If you're interested or would like more information, please see **any board member**. Your involvement can make a big difference!



Master Your Stripology® Rulers Workshop

Instructor: Shelly Mutch

Date/Time: October 4, 2025, 9:00am-3:00pm

Location: Bunten Rd Park Activities Building; 3138 Bunten Rd; Duluth, GA

Level: Confident Beginner & Up

Location change:

Lake Washington Clubhouse

1805 Presidents Lane

Lawrenceville, GA

Class Overview:

Ready to sharpen your skills and get more from your Stripology® Rulers? In this **skill-building class**, we'll go beyond cutting basic strips and squares to explore precise techniques for creating essential quilting units. You'll learn how to confidently cut and construct:

- Accurate strips including $\frac{1}{4}$ " strips
- Half-square triangles (HST)
- Quarter-Square Triangles (QST)
- Combination Units
- Flying Geese

Along the way, we'll cover 60° and 45° angle cuts, tips and tricks to improve accuracy, and build confidence in using Stripology Rulers.

What You'll Learn:

- ✓ Mastering ruler alignment for clean, consistent cuts
- ✓ Constructing basic units with precision
- ✓ Using your Stripology® Rulers to their full potential
- ✓ Techniques to save time and improve accuracy



Optional Project: The method for making Flying Geese will be taught using the GEasy Way. Those interested in creating the Back Home Table Topper (page 24 of Master Your Stripology Rulers Book) should bring the following fabric for their Flying Geese:

- Colored Fabric: 4 – $7\frac{1}{2}$ " squares and 3 – $6\frac{1}{2}$ " Squares
- Background Fabric: 4 – 9" squares and 3 – 8" Squares

Feel free to cut all the table topper background fabric in advance. We will start working on the Flying Geese in class, but there won't be enough time to complete the entire project during class.



Fabric scraps will be provided for the skill-building units, including fabric for Flying Geese for those not participating in the Back Home Table Topper project.

What to Bring:

- **Required:** Master Your Stripology® Rulers book
 - **Required:** Stripology® XL **and/or** Stripology® Squared Ruler – *at least one of these is required.*
 - **Optional:** Stripology® Squared Mini and/or Stripology® Quarters Mini
 - **Highly Recommended:** GE Easy Ruler Stickers
 - **Required:** Rotary cutter (45mm or 60mm with retractable blade) **and** cutting mat (18x24)
 - **Required:** Sewing machine & thread
 - **Required:** Basic sewing supplies (pins, scissors, seam ripper, etc.)
 - **Optional:** Small iron and pressing mat
-

Where to Purchase Stripology Products:

Below are direct links to Stripology® products available on the GE Quilt Designs website. Purchasing directly from GE Designs offers several advantages, including access to their customer support services. Additionally, when you purchase a Stripology® Ruler, the Stripology® 101 Video will be immediately downloaded to your account for repeated viewing.

[Master Your Stripology Rulers Book](#)

[Stripology XL Ruler](#)

[Stripology Squared Ruler](#)

[Stripology Squared MINI Ruler](#)

[Stripology Quarters MINI Ruler](#)

[GEasy Ruler Stickers](#)

Be sure to purchase Stripology products from local or reputable online quilt stores. Avoid sites like Amazon due to counterfeits.

You can visit the GE Designs website by clicking on my QR Code

Or with this link: [GE Quilt Designs Online Store](#)

Please reach out if I can help.

Shelly Mutch

sewmutchstripology@gmail.com



November Workshop:

November 1, 2025 - Posh Frosty Workshop –
Bring winter cheer to your walls –

Meet Posh Frosty!

This charming 28” x 38” wall hanging is the perfect seasonal project to warm up your space. Designed with the [Sew Kind of Wonderful QCR mini ruler](#). It’s fun, fresh, and ideal for confident beginners ready to explore curved piecing.

Member Cost: Free.

Non Members \$15.00.

Sign Up today.




Raffle Table Special Announcement:

The raffle table will have regular raffles, but, in addition, we will have two others that are \$5 each. The drawing for the special items will be held in November.

The special items include one bundle of Robert Kaufman fat quarters (40 count) and a “Singer” toolbox.



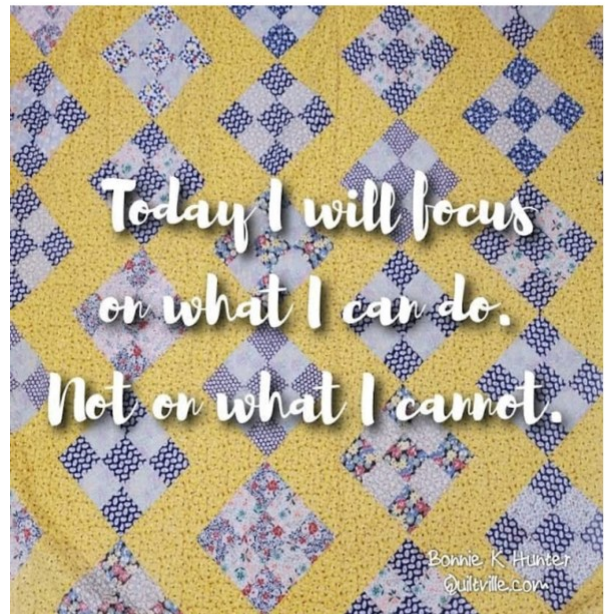
Projects Half Done Program



Our Projects Half Done (PHDs) is winding down for this year! Finish up any projects on your list that you have close to completion by the September meeting, update your list in the PHD book, and show your project during show-and-tell. We'll be analyzing the final results after the September meeting to determine which members are eligible for our grand prize drawing. We'll hold the drawing at our October meeting. We'll also start up a new year of PHDs at the October meeting. If you have questions, contact Melanie Long at msmlong@aol.com.

The winner of last month's raffle prize was **Jean Detmer!** Congratulations!

If you have been working on the 2024-25 Bonnie Hunter Mystery Quilt, Old Town, it's time for show and tell! Bring your quilt to the October meeting for a group show and tell, and we'll take a photo to see how many mystery quilts we have completed within our guild. Also, as a reminder, Bonnie will be starting up her next mystery on October 31, when she announces the color scheme and yardage requirements. The first clue will follow on the day after Thanksgiving. If you have questions, contact Melanie Long at msmlong@aol.com.



Community Service

Quilts for Kids

Helen Bakay is our guild's liaison for Quilts for Kids (Q4K). She will have kits for making the Kids' quilts available at monthly meetings. Helen will also accept your finished quilts and get them to someone who can deliver them to local area hospitals to be handed out to the kids who are in the hospital.

In addition to the finished kit quilts, Helen also accepts any appropriate quilts that you have made from your fabrics and stash.



Our Quilt goal for the new membership year is 50. We have received 18 blocks this year! If you have questions about Q4K, Helen can be reached at hbakay@att.net.

Quilts of Valor Block



There's a new block design for 2025. The block was revealed at our January meeting. They are requesting only shades of red, white/off-white, and blue for this block. The new link is on our website for the instructions.

Exciting news - there were many yards of patriotic fabric donated to the guild and some kits will be made available for use for making the new block.

Beginning with our new Guild year, for 2025-2026 we will be setting a goal of 50 blocks!! We have received **30 blocks** so far this year!

North Gwinnett Co-Op



Our goal for the year is 1,200 pounds!

In August, we donated 157 lbs. to the Co-Op, giving us a total of 679 lbs. for the year.

This month's Co-op is Harvest Hope—canned beans, veggies, and fruit.

Pillowcases

Our goal for the year is 75 pillow cases.

In August, we received **44 pillowcases** giving us **52%** of our yearly goal. See our website for the pattern.



Sunshine Committee

If you know that one of our members needs a little hug from us via a card. Whether it's an illness, death in the family or having a challenging time, text or call JoAnna Hunsucker at 678-570-0288 or email her at JLHCrea-tions4u@gmail.com.



September Birthdays

Debra Glaser

Wendy Jones

Lesslie Little

Kim Porter

Erichka Shadburn-Rogers

Lynette Walters



*“Beautiful things
come together
one stitch at a
time”*



Dinner Social

Before Guild Meeting @ 5:00 pm

@ [El Porton](#)

2640 Old Peachtree Rd NW A,
Duluth, GA 30097

Snack Table

Remember our snack table! Please bring something yummy to share!

Spirited Quilters Guild Holiday Quilt Exhibition

November 22 – December 31

The Norcross Welcome Center and Museum regularly exhibits various artwork from local and traveling artists. We have been accepted to exhibit some of our fiber art in the form of “holiday” themed quilts. This exhibition will take place during the month of December to coincide with the community’s various holiday events where the Welcome Center is a common meeting location.

The [Norcross Welcome Center](#) and Museum is located in the former rectory of the large early 19th century church currently housing the Lionheart Theatre. The welcome center has two large rooms used for displaying traveling art exhibitions including ours. These rooms are equipped with museum quality lighting and railings with wires to hold the art work. The welcome center is open and is staffed for security purposes Monday – Friday 8:00 a.m. – 5:00 p.m. (except holidays). The welcome center is staffed for special events or by appointment during weekends or evenings. While we will include signage asking not to touch or handle quilts, there is no guarantee of this. The welcome center staff will be present but not actively monitoring this point.



The space is not huge but does have wall space for approximately 5 large quilts 8-12 small quilts/ wall hangings. If anyone has a large free standing quilt display wall to lend to the occasion, we could add other larger pieces to the center of the 2 room exhibit space. As space will be limited, only one quilt per person. Date of submission and theme will be taken into consideration for final exhibit selection

Here are further “rules”:

- SQG member submissions will have priority to participate.
- The quilt must be of a Christmas/holiday theme or colors
- The quilt/wall hanging must have a sleeve and poll/rod for hanging purposes
- We will create a sign for each quilt exhibited based on the information provided on the application (link below). This sign will be placed on the wall next to the quilt and not on the quilt itself.

To participate, please click [HERE](#) to indicate your interest. This link will take you to a Google Form, but will require a Google/Gmail account. If you do not have this or have any difficulties, please email Linda of your interest – list name of quilt, size, and attach a picture of the quilt (or pattern) you would like to submit.

If you have any questions, please contact Linda directly.

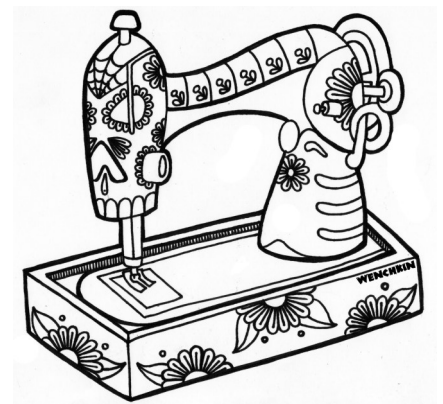
Linda DeMaris

414QuiltsnMore@gmail.com

404-735-3630

Show and Share







Marketplace & Open House

Our Marketplace Fundraiser and Open House on Saturday, September 6, 2025, was awesome! “A special ‘Thank You’ to all the incredible members who helped make this year’s event a fun and successful one. It was a pleasure working with each of you.”

Sharon Wilson







@kylander_kouture

@kylanderkouture

ARTIST MEET & GREET: TERI BIGLANDS

SATURDAY, OCTOBER 4 | 2:00-3:00PM

Join us for a meet and greet with Teri as she shares her journey into the world of cosplay & how she expresses her love for quilting & the Outlander Series through one-of-a-kind costumes & themed quilts!

HUBBARD GALLERY @ SQTM
306 BRADLEY ST. - CARROLLTON, GA



Find us in person or online!

Email: spiritedquilters@gmail.com



*Click icon to go to
social media site.*

Bunten Road Community Center

Maxine Garner Activity Center
First Floor, Large Meeting Room
3180 Bunten Road
Duluth GA 30096

Monthly Meetings

last Tuesday of the month

**unless otherwise noted*



Social Time

6:15 PM

Meeting

6:30—8:30 PM

**we must be out*

Committee/Program Contacts

President

Jacki Wilbourne

Vice President

Gail Chestnut

Secretary

Maxine Moore

Treasurer

Della Smith

Challenges

Jan Gezon

Charity/Quilts4Kids

Helen Bakay

Membership

Becky Windle, Elleda Rule, Sharon Overstreet

Name Tags

Mary Jane Bettis

Newsletter

Stephanie Minch

Programs

Raffle

Sandy Norris and Michele Peacock

Refreshments

Leslie Arnold

Social Media/Website

Laura Koller

Sunshine

JoAnna Hunsucker

PHD (Projects Half Done)

Melanie Long